

# 2025 Central 4-H Qualifying Horse Show

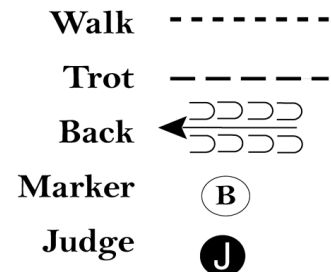
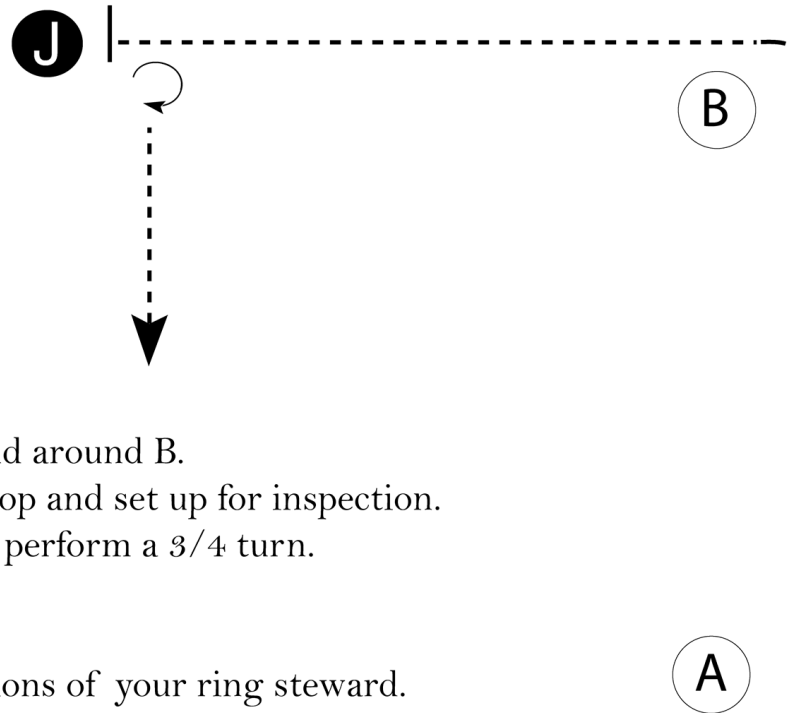
## Showmanship (Junior, Senior, Pony and Mini)

Show Date: 06-06-2025

Be ready at A.

1. Trot from A to and around B.
2. Walk to Judge, stop and set up for inspection.
3. When dismissed, perform a  $\frac{3}{4}$  turn.
4. Exit at a walk.

Follow the instructions of your ring steward.



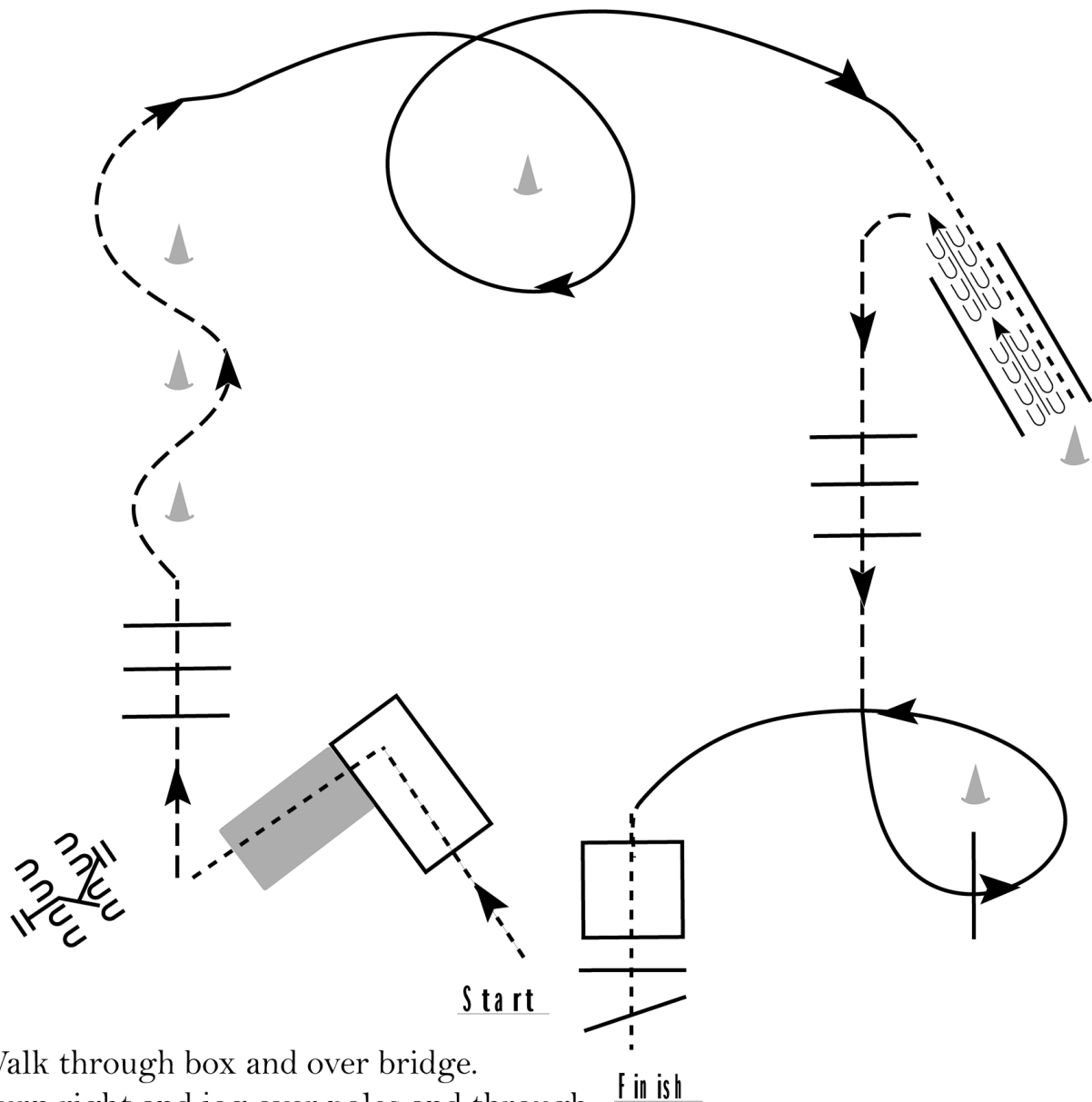
[S/1-38]

Pattern Provided by:

# 2025 Central 4-H Qualifying Horse Show

## Trail (Junior and Senior)

Show Date: 06-06-2025



1. Walk through box and over bridge.
2. Turn right and jog over poles and through serpentine.
3. Lope around cone on right lead; walk into chute.
4. Back chute.
5. Jog over poles.
6. Lope over pole and to box on left lead.
7. Walk through box and over poles to finish.

Walk	-----
Jog	- - - - -
Lope	=====
Back	← ⊢ ⊢ ⊢ ⊢
Marker	▲
Sidepass	← - - - - - →

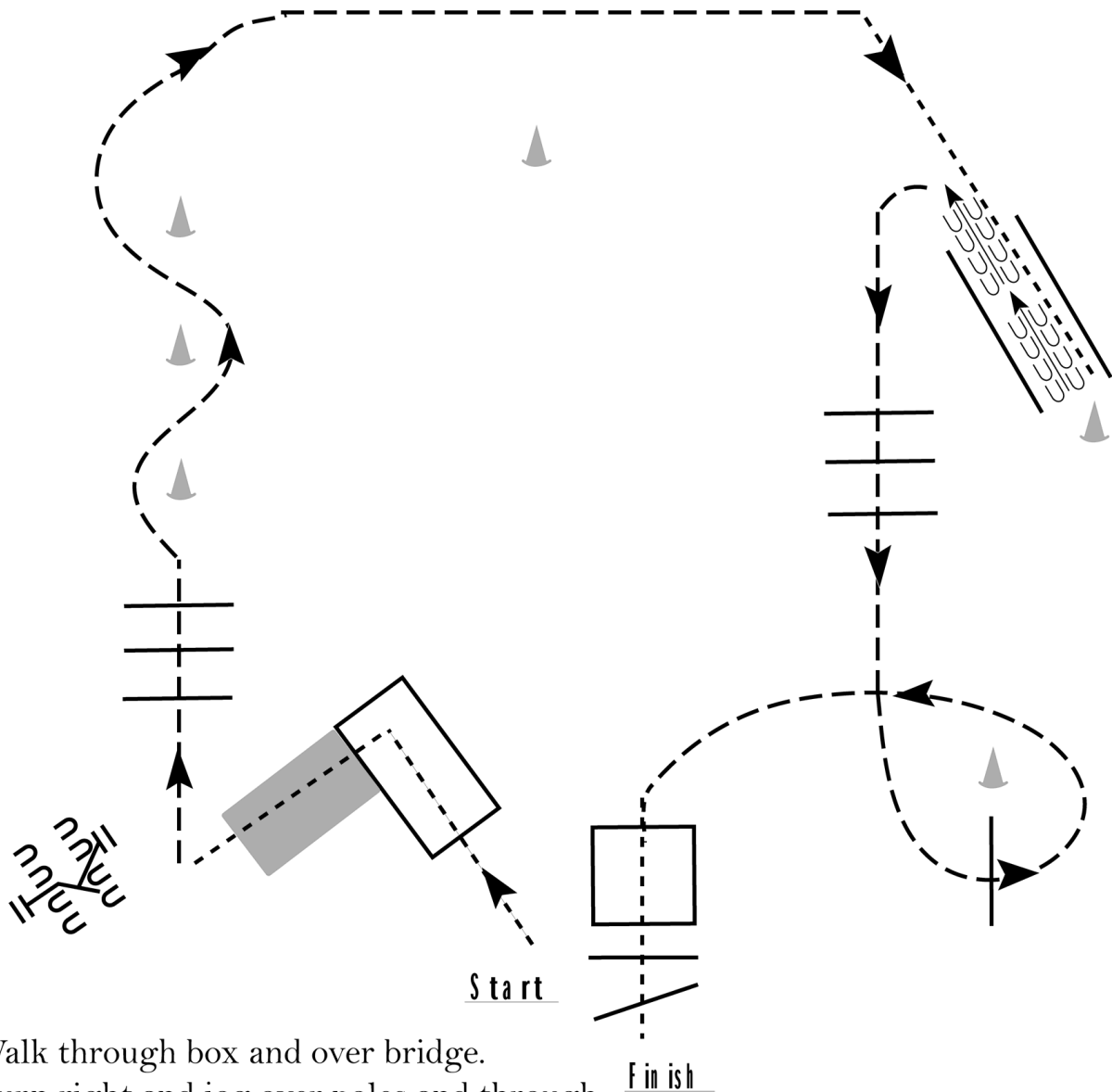
[T/1-42]

Pattern Provided by:

# 2025 Central 4-H Qualifying Horse Show

## Trail (Pony and Mini)

Show Date: 06-06-2025



1. Walk through box and over bridge.
2. Turn right and jog over poles and through serpentine to chute.
3. Walk into chute then back out.
4. Jog over poles.
5. Jog over pole, around cone and to box.
6. Walk through box and over poles to finish.

Walk	-----
Jog	- - - - -
Lope	=====
Back	←=====
Marker	▲
Sidepass	←-----→

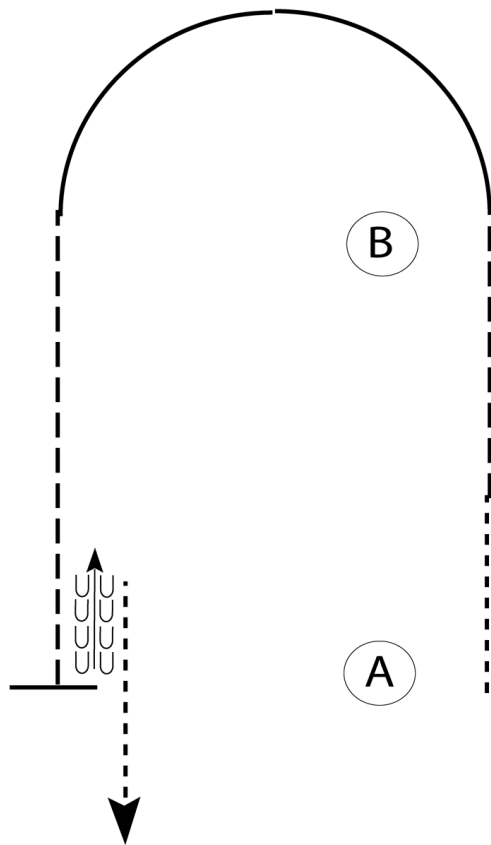
[T/WT-42]

Pattern Provided by:

# 2025 Central 4-H Qualifying Horse Show

## Western Horsemanship (Junior and Senior)

Show Date: 06-06-2025



Be ready at A.

1. When acknowledged, walk two horse lengths from A.
2. Jog to B.
3. Lope on the left lead in a half circle until even with B.
4. Jog until even with A.
5. Stop even with A and back approximately one horse length.
6. Exit pattern at a walk.

Follow the instructions of your ring steward.

Walk	-----
Jog	-----
Extended Jog	-----
Lope	-----
Lead Change	
Back	
Marker	(B)

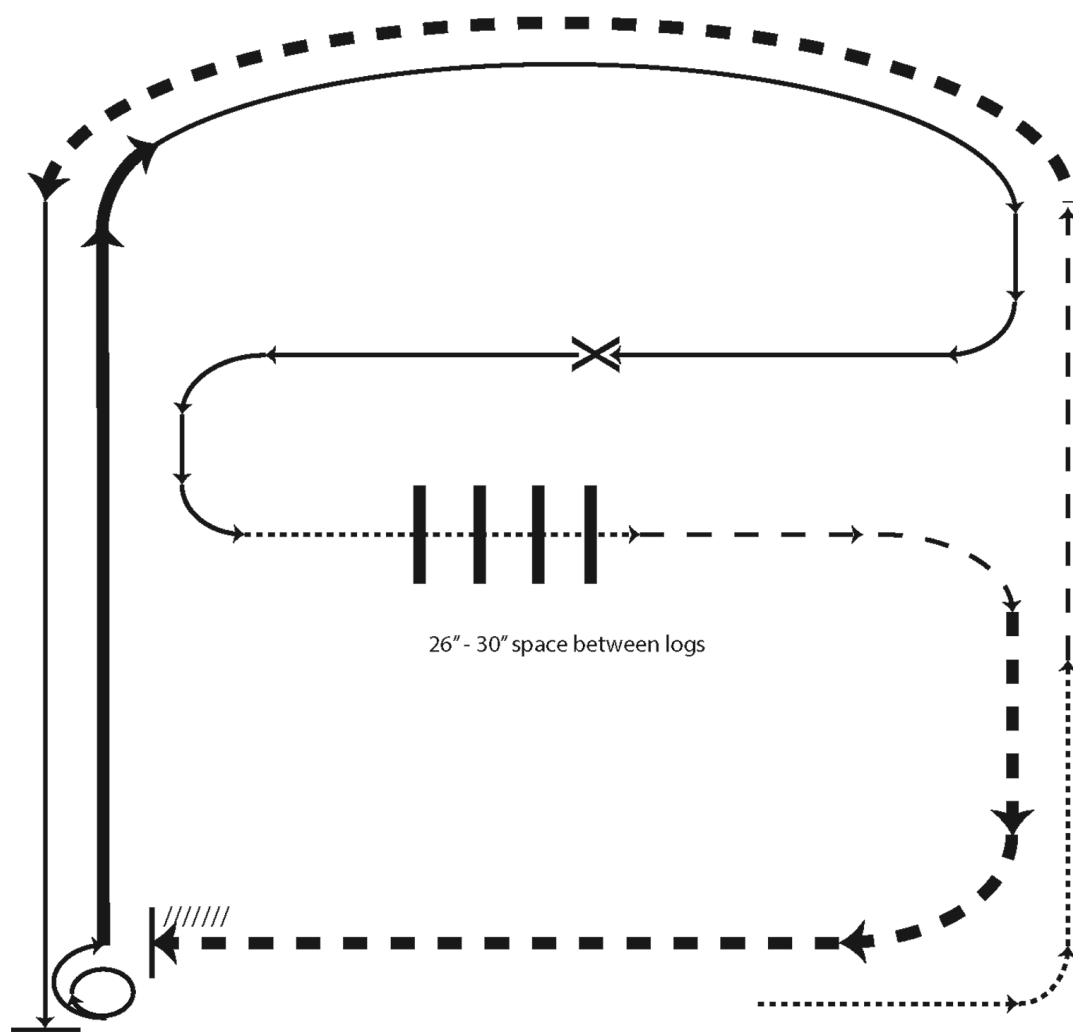
[WH/1-83]

Pattern Provided by:

# 2025 Central 4-H Qualifying Horse Show

## Ranch Riding (Junior and Senior)

Show Date: 06-06-2025



- X Lead Change
- Walk
- - - Trot
- - - Ext Trot
- ==== Lope
- ==== Ext Lope
- /////// Back

1. Walk
2. Trot
3. Extended trot
4. Left lead lope
5. Stop, 1 1/2 turn right
6. Extended lope
7. Collect to working lope-right lead
8. Change leads (simple or flying)
9. Walk
10. Walk over logs
11. Trot
12. Extended trot
13. Stop and back

[RR/AQHA-2]

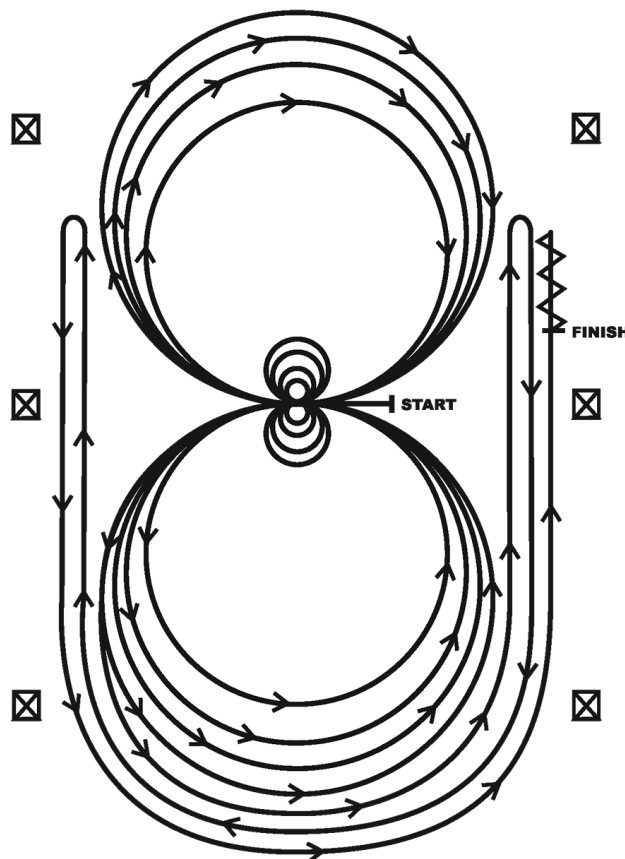
Pattern Provided by:

# 2025 Central 4-H Qualifying Horse Show

## Reining (Junior and Senior)

Show Date: 06-06-2025

### REINING PATTERN 5



Horses may walk or jog to the center of arena. Horses must walk or stop prior to starting pattern. Beginning at the center of the arena facing the left wall or fence.

1. Beginning on the left lead, complete three circles to the left: the first two circles large and fast; the third circle small and slow. Stop at the center of the arena. Hesitate.
2. Complete four spins to the left. Hesitate.
3. Beginning on the right lead, complete three circles to the right: the first two circles large and fast; the third circle small and slow. Stop at the center of the arena. Hesitate.
4. Complete four spins to the right. Hesitate.
5. Beginning on the left lead, run a large fast circle to the left, change leads at the center of the arena, run a large fast circle to the right, and change leads at the center of the arena. (Figure 8)
6. Continue around previous circle to the left but do not close this circle. Run up the right side of the arena past the center marker and do a right rollback at least twenty feet (six meters) from the wall or fence—no hesitation.
7. Continue around previous circle but do not close this circle. Run up the left side of the arena past the center marker and do a left rollback at least twenty feet (six meters) from the wall or fence—no hesitation.
8. Continue back around previous circle but do not close this circle. Run up the right side of the arena past the center marker and do a sliding stop at least twenty feet (six meters) from the wall or fence. Back up at least ten feet (three meters). Hesitate to demonstrate completion of the pattern.

[R/AQHAP-5]

Pattern Provided by:

# 2025 Central 4-H Qualifying Horse Show

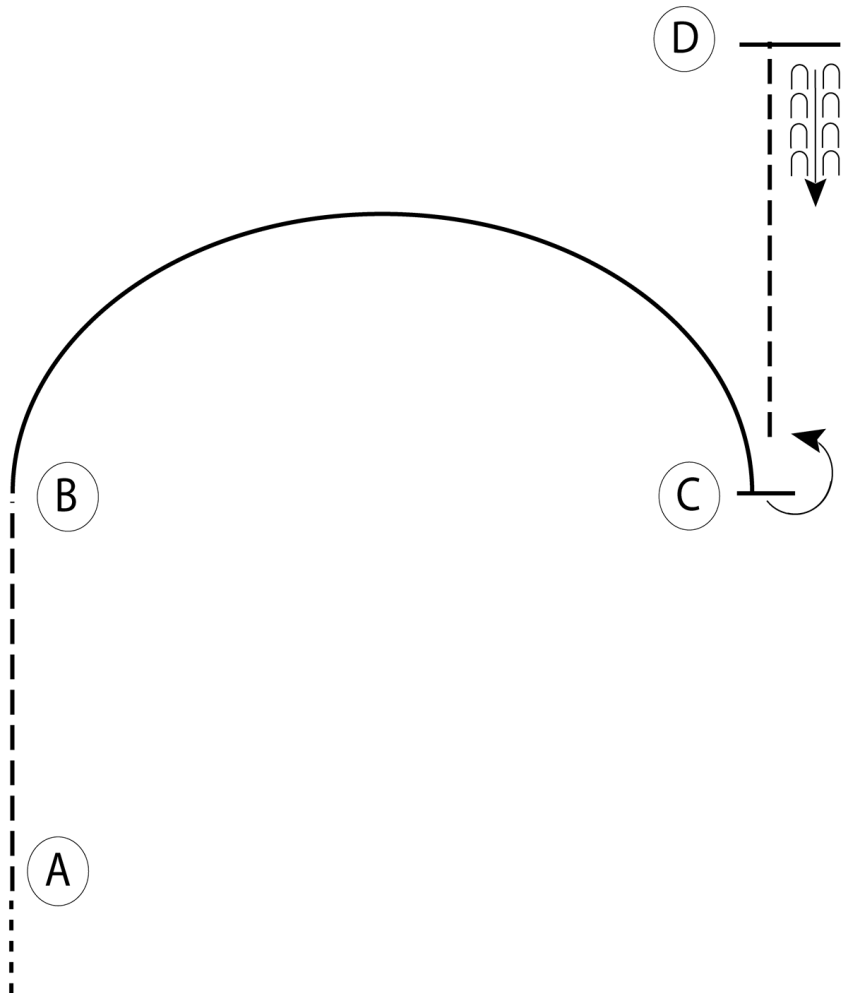
## Hunt Seat Equitation (Junior and Senior)

Show Date: 06-06-2025

Be ready before A.

1. Walk to A.
2. Posting trot on the right diagonal from A to B.
3. Canter on the right lead from B to C.
4. At C stop and perform a 180 degree turn on the forehand to the left.
5. Posting trot on the left diagonal to D.
6. At D, stop and back approximately one horse length.

Follow the instructions of your ring steward.



Walk	-----
Trot	- - - - -
Extended Trot	— — — — —
Canter	—————
Leg Yield	
Lead Change	↗ ↘
Back	←←←←←
Marker	(B)
Sidepass	← — — — — →
Hand Gallop	—— — — —

[HSE/1-31]

Pattern Provided by: