

High Tunnel Pest Management Practices

Aaron Cato

Extension Specialist – Horticulture IPM

University of Arkansas System Division of Agriculture

Cell - 479-249-7352

Resources

SOUTHEASTERN VEGETABLE EXTENSION WORKERS



SOUTHEASTERN U.S.
2024
VEGETABLE CROP
HANDBOOK

"Everything you need
on the dashboard of your truck."



<https://content.ces.ncsu.edu/southeastern-us-vegetable-crop-handbook>

Plant Health Clinic

- Newsletters >
- A - Z Search >
- Plant Disease Images >
- How to submit a plant sample for diagnosis >

Contact

Sherrie Smith
Plant Diagnostician
Phone: 479-575-2727
Email: ssmith@uaex.edu

Keldy Urrea Romero
Program Associate
Phone: (479) 575-7257
Email: kurrea@uaex.edu

The Arkansas Plant Health Clinic

What's wrong with my plant?

If you have questions about the damage to or symptoms of your plants, our plant health clinic can help.

[Submit plant samples online](#)

[Learn how to submit a plant sample](#)

You can also [submit a plant sample online](#) through our DDDI system.

Arkansas Plant Health Clinic, located in Fayetteville, Ark., is supported by the Cooperative Extension Service, (CES), as part of the Division of Agriculture. The clinic serves Arkansas growers, homeowners and nurserymen who have plant disease problems or other plant health issues.

Notice: We are back in the Cralley Warren building in our normal lab. The Plant Health Clinic is still restricted for entry. We have a drop off tub at the clinic entrance and the main building entrance. We will go outside to talk to clients wearing masks and maintaining social distance.

[SEARCH CLINIC ARCHIVES](#)

How to help make an accurate diagnosis

<https://www.uaex.uada.edu/yard-garden/plant-health-clinic/>

Plant Disease Management

- Field Crop Diseases >
- Fruit & Nut Trees >
- Nematodes >
- Small Fruits & Berries >
- Tomatoes >
- Vegetables >
- Staff Directory >
- Plant Disease Publications >
- Plant Disease Presentations >

Arkansas Nematode Diagnostic Laboratory

Plant-parasitic nematodes are an economically important pest that affect many row crops, horticultural crops, golf courses, and trees and shrubs in Arkansas. Nematodes are host-specific organisms and the strategies for management of the species will vary by crop. Chemical control options for nematodes are limited so often rotation to a non-host crop is the best solution. The Arkansas Nematode Diagnostic Laboratory offers bioassay and quantification services for the following crops:

- Cotton, Soybean, Corn, and other Row Crops (Root-knot, Soybean cyst, Reniform, Lesion, etc)
- Rice (White tip nematode pest-free certification for export)
- Cedar and Pine (Pinewood nematode pest-free certification for export)
- Turf (Lawns and golf courses)
- Horticultural crops and shrubs (Commercial crops and home garden and landscape, pest-free certification for nursery stock)
- Forage crops
- Custom assays are available (Call for info 870-899-4199)
- Out-of-state samples are accepted per APHIS regulations. Permit must be printed and included with samples. [Click here to see our permit.](#)



<https://www.uaex.uada.edu/farm-ranch/pest-management/plant-disease/nematodes.aspx>

Pest Management in High Tunnels

- Why grow in high tunnels?
 - Protected environment
- Benefits
 - Intensive vegetable production in small areas
 - Season extension
 - Decreased impact from environment/climate
 - Decreased risk from some pests
- Considerations
 - New types of pests to deal with
 - Need to understand the environment within the high tunnel to shape control
 - Still need to practice sustainable IPM



IPM Considerations within a High Tunnel

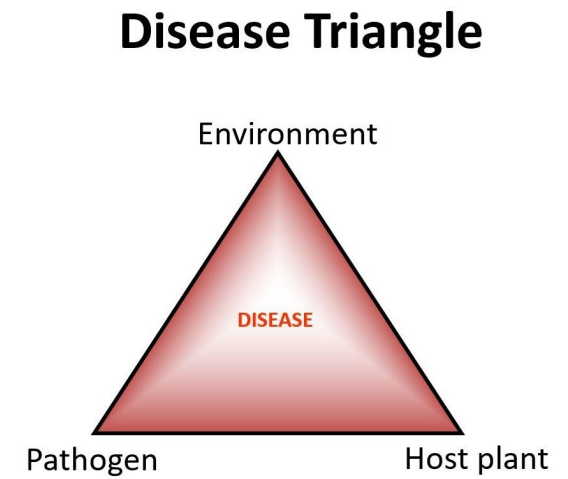
- Integrated Pest Management (IPM) – Sustainable Pest Management
- IPM is an approach to pest management that combines several tactics to achieve long term solutions that are both economically and ecologically sustainable.
- Pest Prevention
- Cultural Control ← High Tunnels are a form of cultural control or “modified environment”
- Biological Control
- Mechanical Control
- Chemical Control

IPM within a High Tunnel

- Similar strategies are necessary in high tunnels and in the field
 - Crop rotation
 - Crop orientation
 - Optimum growing conditions
 - Using disease/insect resistant varieties
 - Sanitation
 - Scouting
 - Preventative fungicide applications
- These strategies will be modified based on the specific environment within your tunnel
 - Also based on the crops you hope to grow

Diseases in High Tunnel vs. Fields

- Need to understand the environmental differences to understand the difference in disease risk



Field Environment	High Tunnel Environment
Humidity based on weather - Worse in late summer	Excessive humidity - <u>Prolonged Leaf Wetness**</u>
Rainfall - Potential flooding - Can affect leaf wetness - Splashing	Protected from rainfall - Rare flooding - Minimal effect on leaf wetness - <u>Minimal splashing with drip irrigation**</u>
Temperature - Variable	- Can be excessive
Affected by wind	Affected by wind

Disease Management in High Tunnels

- Leaf wetness
 - Consistently high humidity is common in high tunnels
 - Increases risk of diseases that need prolonged leaf wetness to thrive
 - Diseases common in high tunnels due to prolonged leaf wetness
 - Leaf mold
 - Botrytis grey mold
 - Powdery mildew
- Rainfall/Splashing
 - Many diseases require movement through water droplets
 - Bacterial spot of tomato and pepper
 - Many *Colleotrichum* species (cause anthracnose)
- Wind
 - Spores of many diseases move with the wind
 - Wind/air movement is necessary in high tunnels to manage humidity



Disease Management Strategies in High Tunnels

- Cultural Control
 - Modify environment to make it less suitable for pathogens
- Orientation of tunnel
 - Maximize potential sunlight, avoid putting tunnel in shaded areas
 - Maximize airflow
 - Decreases humidity and leaf wetness
 - Single bay tunnels – position perpendicular to prevailing winds
 - Multi-bay and roll-up sides – parallel to prevailing winds
- Manage humidity, temperature, and moisture by rolling-up sides, etc.
- Other ways to maximize airflow
 - Weed management – consider landscape fabric
 - Proper plant spacing
- Select disease-resistant varieties when possible
 - Fusarium resistance in tomatoes, TSWV resistance, etc.

Sanitation

- Avoid bringing in disease inoculum
 - Use high-quality disease-free seed and transplants
 - Consider fungicide seed treatments
- Remove as much disease inoculum between cropping cycles as possible
 - Remove entire plants and roots
 - Practice good weed control and remove weeds
 - Can compost, burn, or bury plants
 - Move as far from tunnel area as possible
- Deep till if there are known soilborne pathogen issues



Disease Management Strategies in High Tunnels

- Crop Rotation
 - Cornerstone of pest management in both field and protected structure environments
 - Mitigates issues due to residue and soilborne diseases
- Crop rotation is often hindered in high tunnels
 - Many growers get high tunnels to grow specific crops (tomatoes or lettuce)
 - Fallow? Hard to justify not growing
 - Less crop options
 - Increased farm season. Could limit cover crops, etc.
 - Many short rotations can lead to increase in residue borne diseases
 - Longer rotations can favor soilborne diseases

Examples of issues with limited crop rotation

- Timber rot (white mold) in tomatoes
 - Southern blight in tomatoes
 - Fungal leaf spot diseases
 - Bottom rot in lettuce
-
- Nematodes
 - Large issue in a tunnel that is static
 - Many common vegetables are susceptible
 - Hard to get rid of once a problem emerges
 - Test often!



Managing Crop Rotation Issues in High Tunnels

- Rotate plant families
 - Many diseases and insect pests are specific within a plant family
 - Lettuce -> Kale = Is a true rotation (aster family to brassica family)
 - Peppers -> Tomatoes = Not a true rotation (Both in the Solanaceous plant family)
 - Similar considerations for cover crops between crops



Common Vegetable Plant Families

Plant Family	Common Crops
Composite family (Asteraceae)	Endive, Lettuce, Sunflower
Goosefoot family (Chenopodiaceae)	Beet, Spinach, Swiss Chard
Gourd Family (Cucurbitaceae)	Cantaloupe, Cucumber, Pumpkin, Squash, Watermelon
Grass family (Poaceae)	Ornamental corn, popcorn, sweetcorn
Lily Family (Alliaceae)	Chives, Garlic, Leek, Onion
Legume Family (Fabaceae)	Bush bean, Lima bean, Pea, Pole bean
Mallow Family (Mavaceae)	Okra
Mustard Family (Brassicaceae)	Broccoli, Brussels sprouts, Cabbage, Cauliflower, Collard, Kale, Mustard greens, Radish, Rutabaga, Turnip
Nightshade Family (Solanaceae)	Eggplant, Pepper, Potato, Tomato, Kale
Parsley Family (Apiaceae)	Carrot, Celery, Parsley, Parsnip

Managing Crop Rotation Issues in High Tunnels

- Rotate plant families
 - Many diseases are specific within a plant family
 - Lettuce -> Kale = Is a true rotation (Composite family to Nightshade Family)
 - Peppers -> Tomatoes = Not a true rotation (Both in the Solanaceous plant family)
 - Similar considerations for cover crops between crops

- Divide tunnel into distinct rotation areas
 - Plant specific plant families in different areas
 - Don't grow one plant family in a spot for more than a year
 - Rotate for 3 years if soilborne issues start
 - Use cover crops to fill void between production cycles



Cover crops in High Tunnels

- Benefits

- Breakup disease cycles
- Disrupt soilborne pests (nematodes)
- Fix nitrogen
- Shade out weeds
- Some help with soil salinity

- Cover crop selection

- Plant family
- Seasonal window
 - Fall-Planted Winter-Kill, Fall-Planted Overwintered, Spring-planted, Summer-planted, Intercropping/living mulch
- Heat tolerance
- Non-host for nematodes (Get your soil tested frequently)
- Residue considerations

Options for Including Cover Crops in High Tunnel Rotations in the Northern United States

eOrganic authors: Elizabeth Perkus, University of Minnesota
Anne Pfeiffer, University of Minnesota
Charlotte Thurston, University of Minnesota
Fucui Li, University of Minnesota
Julie Grossman, University of Minnesota

<https://eorganic.org/node/25214>



Center for Crop Diversification System Profile
CCD-SP-16

Covers Under Cover: Managing Cover Crops in High Tunnels

Tim Coolong¹, Julia Gaskin¹, Erin Haramoto², Krista Jacobsen², Jenny Moore³, Tim Phillips², Rachel Rudolph², and Annette Wszelaki³

<https://www.uky.edu/ccd/sites/www.uky.edu.ccd/files/CoversUnderCover1.pdf>

Disease Management in High Tunnels

- Fungicides

- Restricted use of pesticides in high tunnel environments
 - Residues affected differently due to change in environment/sunlight penetration

- Closed or open sides?

- Closed sides = technically a greenhouse for pesticide rule purposes
- Open sides = technically in the field for pesticide rule purposes

GREENHOUSE VEGETABLE CROP DISEASE CONTROL

Note: Follow manufacturer's directions on label in all cases.

Caution: At the time this table was prepared, the entries were believed to be useful and accurate, however, labels change rapidly, and errors are possible, so the user must follow all directions on the pesticide container. See product labels for application limits per crop/season. Information in the following table must be used in the context of a total disease control program. For example, many diseases are controlled by the use of resistant varieties, crop rotation, sanitation, seed treatment, and cultural practices. Always use top-quality seed or plants obtained from reliable sources. Seeds are ordinarily treated

by the seed producer for the control of seed decay and damping-off. Most foliar diseases can be reduced or controlled by maintaining relative humidity below 90%, by keeping the air circulating in the house with a large overhead poly-tube, and by avoiding water on the leaves.

Caution: The risk of pesticide exposure in the greenhouse is high. Use protective clothing laundered daily or after each exposure. Ventilate during application and use appropriate personal protective equipment (PPE).

TABLE 3-46. GREENHOUSE DISEASE CONTROL FOR VARIOUS VEGETABLE CROPS

R. A. Melanson, Extension Plant Pathologist, Mississippi State University; A. Keinath, Plant Pathologist, Clemson University

Commodity	Disease	Product ¹	FRAC	Rate of Material	Minimum Days		Method, Schedule, and Remarks
					Harv.	Reentry	
Greenhouse	Sanitation	Solarization	NA	140°F, 4 to 8 hr for 7 days	—	—	Close greenhouse during hottest and sunniest part of summer for at least one week. Greenhouse must reach at least 140°F each day. Remove debris, heat sensitive materials, and keep greenhouse and contents moist. Will not control pests 0.5 inches or deeper in soil. Not effective against TMV.
		Added heat	NA	180°F for 30 min	—	—	Remove all debris and heat-sensitive materials. Keep house and contents warm.
Soil	Soilborne diseases and weeds	—	—	See soil fumigants table and check soil fumigant label if registered for greenhouse use.	—	—	Preplant soil treatment.
Basil	Anthrachnose, Alternaria blight, bacterial blight, Botrytis, downy mildew, leaf spot, Rhizoctonia leaf blight	copper, fixed (various)	M01	See label	See label	See label	Some products are OMRI-listed. See product labels for complete application instructions, specific crop and disease labels, and greenhouse usage. Check state registration status prior to use.

Disease Control in High Tunnels

- Maximize cultural controls
 - Place tunnel in ideal locations
 - Start off with a rotation of plant families
 - Maximize airflow (plant spacing, weed control, etc.)
 - Integrate cover crops
 - Use resistant varieties where possible
 - Utilize clean seed and transplants
 - Understand which diseases could be a problem
- Sanitation
 - Remove residue between crops
 - Remove diseased plants (remove roots if it is a soilborne disease)
- Use preventative fungicides when possible
 - Determine if fungicides are legal for your operation



Insect pests in High Tunnels

- Most insect pests will not be excluded with high tunnels
- Very important to scout

• Increased pest issues

• Mites

- Spider mites
- Broad mites
- Russet mite


• Aphids

- Spread viruses

- Whiteflies, thrips, scale insects, hoppers, etc.

Weed Control is important

- Acts as reservoir for many tunnel pests



Management of Insects

Pest in Tunnels

Combination of tactics necessary for successful control management in high tunnels

- ****Sanitation****
 - Avoid the Green Bridge!
 - Remove residue and allow some time between crops
- Use virus resistant varieties when possible
 - Thrips, aphids, whiteflies, etc.



Dominique Belcher





Amelia F1

\$2.75

★ ★ ★ ★ ★ (No reviews yet) [Write a Review](#)

SKU:
4007

Sold by seed count: **Required**

- Packet \$2.75 (Approx. 5 seeds)
- 100 Seeds (\$22.00 per 100 seeds)
- 500 Seeds (\$71.50 per 500 seeds)
- 1,000 Seeds (\$110.00 per Thousand)
- 5,000 Seeds (\$106.70 per Thousand)
- 25,000 Seeds (\$99.30 per Thousand)
- 100,000 Seeds (\$92.40 per Thousand)

Quantity:

1

Relative Days:

80

Size:

10 - 12 oz.

TOMATOES (*Solanum lycopersicum*)

VARIETIES ¹	AL	AR	GA	KY	LA	MS	NC	OK	SC	TN	VA
TOMATOES											
Fresh Market											
Amelia VR ^{2, 4, 7, 8, 10, 11, 13}									S	T	V
Bella Rosa ^{2, 3, 5, 7, 8, 11, 13}								O			V
BHN 589 ^{6, 7, 13, 15, 18}										T	V
BHN 602 ^{2, 6, 7, 8, 13}	A	R	G	K	L	M	N		S	T	V
Big Beef ^{6, 7, 8, 10, 11, 13, 15}		R		K	L	M		O			
Carolina Gold (yellow fruit) ^{7, 8, 13}	A	R	G	K	L	M	N	O	S	T	V
Celebrity ^{7, 10, 23, 18}	A	R		K	L	M	N	O		T	
Camaro ^{3, 5, 7, 8, 9a, 11, 13, 16}			G								
Defiant PhR ^{7, 8, 13, 14, 17}	A	R					N		S	T	
Florida 47R ^{6, 7, 8, 11, 13}	A	R	G	K	L	M	N	O	S	T	V
Florida 91 ^{3, 5, 7, 8, 11, 13}					L	M		O		T	V
Grand Marshal ^{5, 7, 8, 13, 16}	A		G						S		V
Jolene ^{7, 8, 9, 13, 16}	A		G				N		S	T	
Mountain Gem ^{2, 7, 8, 13, 16, 17, 18}						M	N			T	
Mountain Glory ^{2, 8, 13}	A	R		K			N	O		T	V
Mountain Magic (Campari) ^{6, 7, 8, 13, 14, 17}	A	R	G	K	L	M	N		S	T	
Mountain Majesty ^{2, 7, 8, 13, 18}	A		G				N		S	T	
Mountain Merit ^{2, 6, 7, 8, 10, 13, 17}	A	R					N			T	V
Mountain Rouge ^{10, 17}	A				L	M	N		S		V
Mountain Spring ^{7, 8, 13, 18}	A	R	G	K	L	M	N		S	T	V
Patsy ^{2, 7, 8, 9, 13, 16}	A										
Phoenix ^{3, 5, 7, 8, 11, 13}	A	R	G	K	L	M	N			T	V
Primo Red ^{2, 7, 8, 13, 15}	A			K			N			T	V
Red Bounty ^{2, 7, 8, 10, 11, 13}	A		G						S		V
Red Defender ^{2, 4, 7, 8, 11, 13, 18}	A	R	G	K	L					T	V
Red Deuce ^{5, 7, 8, 13, 15, 18}				K		M					V
Red Morning ^{2, 7, 8, 13, 15}	A			K				O		T	
Red Mountain ^{2, 7, 8, 10, 13}	A		G							T	V
Red Snapper ^{2, 5, 7, 8, 13, 16}	A		G				N		S		V
Rocky Top ^{6, 7, 8, 11, 13, 18}	A			K		M	N		S		V
Roadster ^{2, 5, 6, 7, 8, 9, 11, 13, 22}	A								S		V
Cherry Types											
Matt's Wild Cherry ^{14, 17}	A								S	T	
Sun Gold (yellow fruit) ^{7, 8, 12}	A	R		K	L	M	N		S	T	V
Sun Sugar (yellow fruit) ^{7, 8, 12}	A	R			L	M	N		S		
Grape Types											
Brad's Atomic Grape	A					M			S	T	
Cupid ^{5, 7, 11, 21}	A		G							T	
Elfin ⁴	A		G				N		S		

Amelia VR ^{2, 6, 7, 8, 10, 11, 13}

¹ Abbreviations for state where recommended.

² Tomato spotted wilt virus resistance (TSWV).

³ Heat set (heat tolerance).

⁴ Determinant or short internode grape tomato.

⁵ Alternaria stem canker tolerance/resistance (ASC).

^{6, 7, 8, 8a} Fusarium Wilt race 0, 1, 2, 3 tolerance/resistance (F).

⁹ Fusarium Crown root rot tolerance/resistance (FCRR).

¹⁰ Nematode resistance (N).

¹¹ Gray leaf spot resistance (SL, SBL, SS).

¹² Tobacco mosaic virus resistance (TMV).

¹³ Verticillium wilt resistance (V).

¹⁴ Early blight tolerance/resistance.

¹⁵ Tomato mosaic virus tolerance/resistance (ToMV).

¹⁶ Tomato yellow leaf curl virus tolerance/resistance (TYLCV).

¹⁷ Late blight tolerance/resistance.

¹⁸ Suitable for high tunnel production.

^{19a-e} Tomato leaf mold race a, b, c, d, e tolerance/resistance.

²⁰ Powdery mildew tolerance/resistance.

²¹ Bacterial speck tolerance/resistance (BSK-0).

²² Tomato brown rugose fruit virus (ToBRFV) tolerance/resistance.

Management of Insects

Pest in Tunnels

Combination of tactics necessary for successful control management in high tunnels

- ****Sanitation****
 - Avoid the Green Bridge!
 - Remove residue and allow some time between crops
- Avoid pools of standing water
 - Big issue with fungus gnats, shore flies, and potentially slugs
- Weed control
 - Reduces risk from mites and other pests
- Scout!
- React with appropriate insecticides or miticides quickly



Biological Control

- Reduce use of pyrethroids, organophosphates and carbamates
 - Bifenthrin, malathion, and carbaryl
 - Many insects pests are resistant but natural enemies are not!
 - Minute pirate bugs, black lady beetles, bigeyed bugs, etc.
 - Help manage mites, thrips, and all other small soft-bodied insects
- Pathogenic Fungus
 - *Neozygites floridana*
 - Naturally occurring fungus will help with spider mite suppression
 - One reason we see less mites in 'wet' environments
 - Likely affected by lack of rainfall in tunnels
 - Use of captan and group 11 fungicides can limit effectiveness
- Use of predatory mites
 - More cost effective in tunnels?
 - **Example from Strawberry**
 - When mite numbers are low (early season) – 1.5 predatory mites per plant
 - When mite numbers are at threshold – 5 predatory mites per plant
 - Err on the high infestation side for tunnels – very susceptible
 - Cost? One source was \$85 per 10,000 mites
 - Consider knocking back mites with a short residual miticide prior to infesting
 - *What species is right for your crop/pest combo?*
 - *Galendromus occidentalis*, *Neoseiulus californicus*, ***Phytoseiulus persimulus***, *Amblyseius andersoni*, and *Amblyseius swirskii*



Insecticide options for Mites


Conventional Control

- **Pyrethroids** – Likely to flare mites
- Abamectin (Agri-Mek)
- Acramite or Kanemite
- Zeal, Magister, Portal, Oberon

- Most of these will kill predatory mites.
Establish predatory mites early then use miticides only if acceptable suppression fails

Organic control

- Maintain weeds
- Generally less insect pests when shooting for earlier market
- Insecticidal Soap, horticultural oil, neem oil, sulfur
 - All can harm plants in high temps



Insecticide Options for Aphids, Whiteflies, and other Small Soft-Bodied Insects



Conventional Control

- Pyrethroids
 - Resistance in many products/pests
- Neonicotinoids (potentially more residual)
 - Acetamiprid (Assail), Imidacloprid (Admire Pro), dinotefuron (Scorpion, Venom), Thiamethoxam (Actara), or Clothianidan (Belay)
 - Options for seed treatments and soil drench with good residual
- Transform, Sivanto often best products (expensive)
- Many IGR (growth regulator) options (Knack, PQZ, etc.)



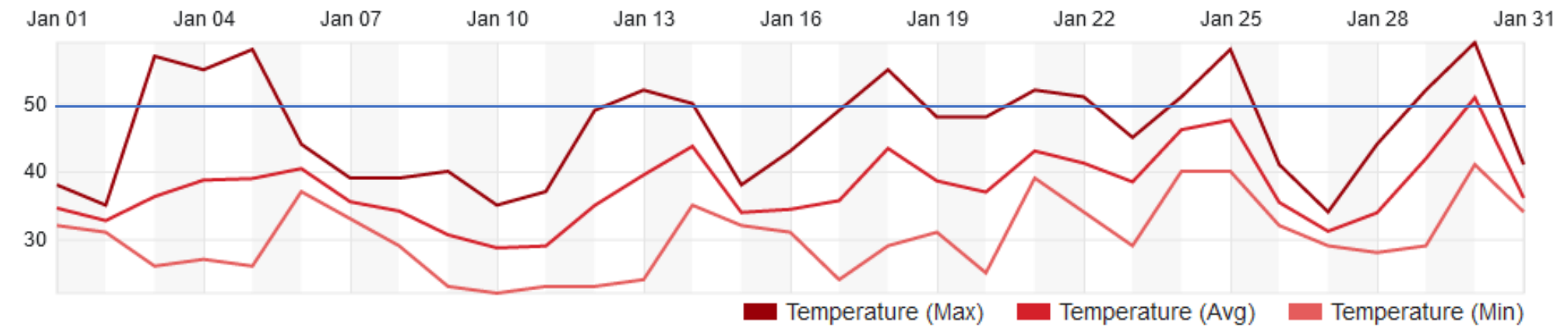
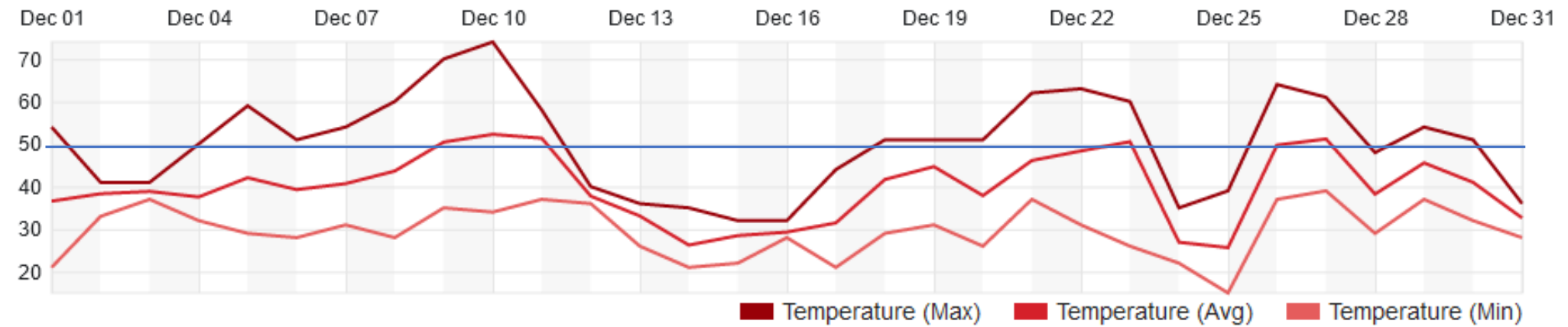
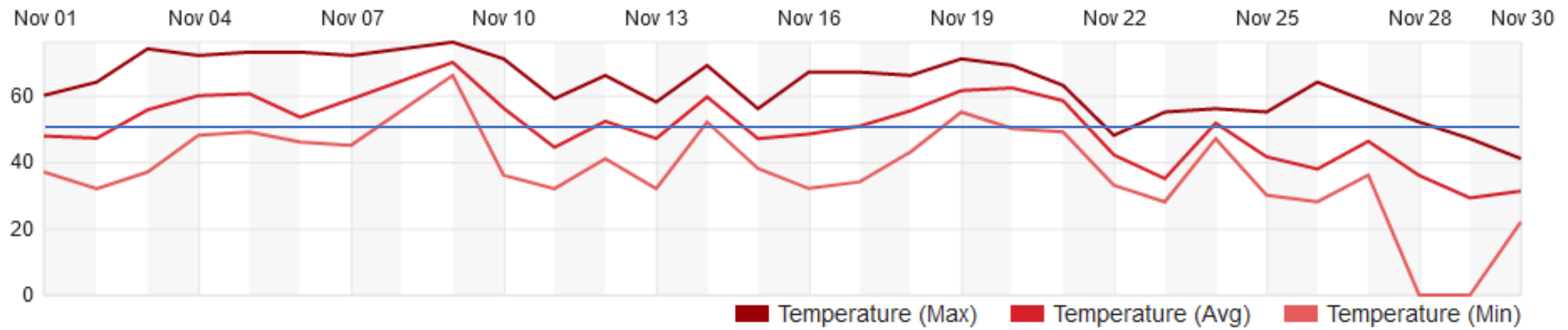
Organic control

- Neem oil, insecticidal soap, pyrethrin
 - NOT DISH SOAP or homemade soap
- Save horticulture oils for mites and trees
- Kaolin Klay (Surround WP)

Cool Season Pests of High Tunnels

- Winter green production and other vegetables are still at a high risk from pests in the cooler months
- Pests multiply and damage crops on sunny and warm days during the winter





Cool Season Pests of High Tunnels

- Winter green production and other vegetables are at a high risk from insect pests in the winter.
- These pests will multiply and damage crops on sunny and warm days during the winter.
- It's often difficult to control pests in the winter/cool season
 - **Preventing pests before the cool season is paramount.**
- Using sustainable IPM tactics is key to preventing losses



Specific Considerations for Winter Veggies

- Rotation/Sanitation
 - Make sure to go into these veggies clean. Remove all previous residue
 - Continue your rotation, try not to grow the exact same greens
 - Consider doing it in different locations within the tunnel each winter
- Varietal resistance
 - Look for varieties with resistance when possible
- Ventilation
 - Ventilate even on cold days
 - Maximize air movement within
- Manage row covers
 - Keeps crop healthier by reducing cold injury
 - Can increase humidity and disease risk
 - Remove when possible to let plants “air out”
- Pesticides
 - Do not apply when temperatures are below freezing



Questions?

Aaron Cato

Extension Horticulture -

IPM Specialist

Little Rock, AR

Cell: 479-249-7352

Email: acato@uada.edu

Twitter: @AaronjCato



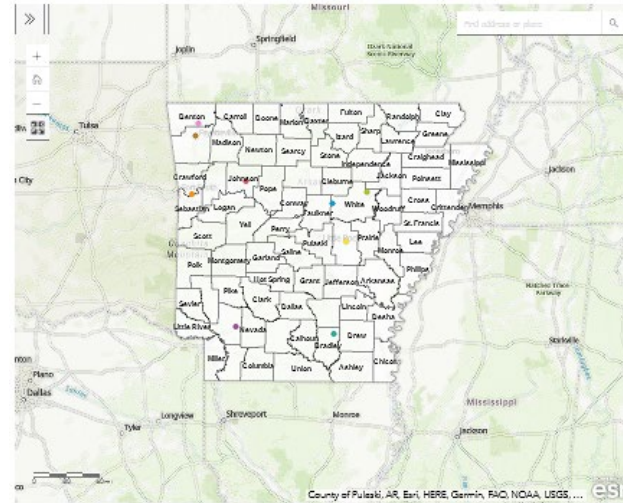
UAEX Fruit & Vegetable

www.youtube.com/@ARfruitveg

<https://www.uaex.uada.edu/hort-ipm>

Vegetable Insect Pest Monitoring in Arkansas

This interactive map of Arkansas shows locations of various insect trapping efforts by Extension Specialists and County Agents. When a location is clicked, the map will populate with insect trap data for that region to help indicate pest presence or absence. We are currently doing monitoring for Squash Vine Borer (*Melittia cucurbitae*), Cabbage Looper (*Trichoplusia ni*), and Tomato Fruitworm Moth (*Helicoverpa zea*) for 2022. We will update the map at the start of the 2023 growing season.



Pest Alerts!

- Raspberry crown borer applications should have been applied to blackberries by now. More info in the [MP 467](#)
- New monitoring for SWD Factsheet available below!

Insect and Irrigation Monitoring Resources

Videos:

- [How-To Construct Watermark Sensors for Plasticulture Beds](#)
- [How-To Install Watermark Sensors for Plasticulture Beds](#)
- [How-To Build a Venturi Injector](#)
- [How-to IPM: Using Pheromone Traps in Tomato and Squash](#)
- [How-to IPM: Tomato Pests](#)

Factsheets:

- [Monitoring for Spotted-Wing Drosophila in Blackberries in Arkansas](#)

Vegetable Pests



Squash Vine Borer
Photo: A. Cato



Tomato Fruitworm
Photo: A. Cato



Melonworm Moth
Photo: A. Cato



Cabbage Looper
Photo: A. Cato

<https://www.uaex.uada.edu/hortblog>



Arkansas Fruit, Vegetable, and Nut Update

Dr. Amanda McWhirt and Dr. Aaron Cato are Extension Horticulture specialists who post timely content for Arkansas producers. Find information on anything from pest management to best practices for growing seasonal crops in Arkansas.

Sign up to receive an email update when a new post is made to our blog!

[Sign Up Now](#)

For Email Marketing you can trust.



The Southern Fruitcast Covers the Latest Developments in Small Fruits

By Aaron Cato, Amanda McWhirt - January 06, 2022

The purpose of this podcast is to be an easily accessible source of information about small fruits for growers and extension agents. Below we categorized each episode by the main topic and the small fruit crop they are most relevant to. This should allow you to find the episodes and information provided by this podcast that is most relevant for your operation and listen at your convenience while you work on the farm.

tags: [Fruit](#), [Pests](#), [Planting](#), [Harvest](#), [Fertility](#)



2021 County Agent Sweet Corn Demonstration Results

By Aaron Cato, Amanda McWhirt, and Hank Chaney - November 05, 2021

A wrap-up of the 2021 Sweet Corn Demonstration carried out by Horticulture Specialists and County Agents. The Demonstration investigated Corn Earworm (CEW) Resistant Sweet Corn Cultivars across the state.

tags: [Vegetables](#), [Pests](#)

MP 29 Peach Rootstock Could Offer Protection from Peach Tree Short Life

By Sarah Cato, Amanda McWhirt, Lizzy Herrera - September 09, 2021

If growers are not able to rotate away from old peach ground, rootstocks may offer limited resistance to some common peach diseases and pests and may help with some re-plant issues.

tags: [Fruit](#), [Planting](#)